

How to Properly Separate and Dispose of Household Trash – FY2023 Edition

Garbage trucks may not always come at the same time due to weather/road conditions and the amount of trash. Please put out your garbage on the designated date and location by 8:30 a.m. *Do not put out trash the day prior to collection days.

Burnable Trash

Use designated trash bags. Trash placed in supermarket/other/other bags will not be picked up. Caution: Never put in glass shards or metal scraps.



Disposable Items

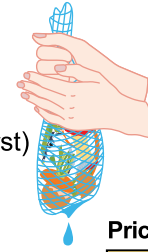
Get rid of as much water as possible from your food waste.

- Kitchen garbage (drain water from garbage well)
- Wood waste including branches (remove roots), weeds (remove soil), and bamboo
- Leather and rubber products
- Videocassettes, CDs, DVDs, and floppy disks
- Old fabric products, disposable diapers (remove human waste first)
- Plastic products (e.g. buckets, planters, hangers, etc.)

Disposal Method

- Make sure to tie up the opening of the bag so that its contents do not come out.
- When disposing of pruned branches, cut them to a size no larger than 60cm long and 10cm in diameter and put them into a designated trash bag, or tie them into a bundle up to 50cm in diameter and place them in a 45L bag.
- The amount of trash allowed to be disposed of at one time is two 45L trash bags.

Specified Trash Bags



Prices of Specified Trash Bags

| Size | Quantity | Price |
|-------|----------|-------|
| L 45ℓ | 10 bags | ¥200 |
| M 30ℓ | 14 bags | ¥150 |
| s 20ℓ | 20 bags | ¥150 |

Non-Burnable Trash

Use designated trash bags. Trash placed in supermarket/other bags will not be picked up.



Disposable Items

- Glass objects, porcelain, metal objects (pots, frying pans, etc.), umbrellas, and razors
- Broken glass and cans unsuitable for recycling
- Household appliances that fit into designated trash bags (e.g., rice cookers, electric pots, etc.) *Items subject to the Home Appliance Recycling Law, and PCs are not accepted (see reverse side) (Please make sure to take batteries (including re-chargeable ones) out when disposing.)

Disposal Method

- Wrap glass products and knives in paper, cloth, etc. before disposing.
- The amount of trash allowed to be disposed of at one time is up about two 30L trash bags.

Caution: Dispose of spray cans, lighters, portable gas burner fuel cans, batteries (including re-chargeable batteries), electronic cigarettes, electric razors, etc. as hazardous trash. If you cannot remove the re-chargeable batteries, take them directly to the facility (direct carry-in) or dispose of them into a Small Home Appliance Recycling collection box. (It can lead to facilities and garbage trucks catching on fire.)

Specified Trash Bags




Prices of Specified Trash Bags

| Size | Quantity | Price |
|------|----------|-------|
| 30ℓ | 10 bags | ¥400 |
| 15ℓ | 10 bags | ¥200 |

Oversized Trash

Trash that is too large to fit into the city's specified trash bags is considered oversized trash.



Disposable Items/Fees

For disposal fees, please refer to the "Matters Concerning Oversized Trash." Please contact the Cleaning and Disposal Service Division ("Seiso Jigyo-Ka") regarding items not listed.

Disposal Method

1. Trash disposal station → Affix an "Oversized Trash Disposal Sticker" and put it out for collection.
2. Door-to-door collection → Apply in advance to the Cleaning and Disposal Service Division "Seiso Jigyo-Ka", (TEL: 0276-31-8153) (reservations necessary)
3. Direct carry-in → Carry directly into Recycle Plaza (see reverse side). (Direct carry-in costs: ¥130 per 10kg for household trash. Oversized Trash Disposal Stickers are not required.)

Oversized Trash Disposal Sticker



*Oversized Trash Disposal Stickers are sold at stores that sell Ota City specified trash bags. Please check at store registers or information centers.
*Cannot be returned or exchanged.

Recyclable Trash

Disposal Method

Rinse inside well to remove any waste, and place trash in their respective specified baskets/nets according to the symbol marked on each item. *Do not dispose of any items that are dirty or have residual matter as recyclable trash.

Cans

*Food Cans

- ① Round, cylindrical cans
- ② Cans up to 20×15cm

*Dispose of cans that are square-shaped, are dirty, have lingering oil residue, are rusty, or are burnt as non-burnable trash.

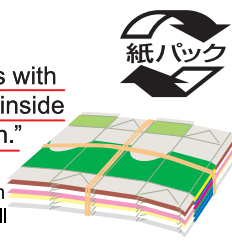


Milk Cartons

*Dispose of cartons with aluminum coating inside as "Burnable Trash."

Rinse cartons, cut them open, and dry them well before disposal.

*Dispose of dirty cartons or ones with oil on them as burnable trash.



PET Bottles

*Please crush and make them as small as possible.

*Food Bottles

Dispose of dirty bottles or ones without the mark as "Burnable Trash."

*Dispose of caps and labels as "Containers and Wrapping."



Containers and Wrapping (Other Plastics)

Attention: Please take out from shopping bags and then place trash into nets.

*Only containers, wrapping, or packaging with the mark.

Ex.: Food containers, colored Styrofoam trays, take-out lunch containers, egg/tofu packages, supermarket shopping bags, shampoo/cleaning agent bottles, PET bottle caps and labels, medicine containers, cushioning materials (made of Styrofoam), etc.

*Dispose dirty items or ones with oil on them as Burnable Trash (e.g. plastic encasings for natto (fermented soybeans), bags for snacks, vacuum-packed foods, etc.)

*Community ("Gyosei") Centers and Lifelong Learning Centers also collect plastic for recycling (excluding Ojima Community Center).



Hazardous Trash

Hazardous Trash is not Non-Burnable trash! Never use Non-Burnable trash bags for Hazardous Trash!


Disposable Items

Fluorescent Tubes / Lightbulbs / Mercury Thermometers / Mercury Sphygmometer

For safety, remove fluorescent tubes and lightbulbs from the device and place in its original box or wrap in paper before disposing. Place broken items in plastic bags, etc.

*Dispose of LED lights as non-burnable trash.

Batteries (incl. re-chargeable and button)



Please dispose of batteries that cannot be removed from the main unit (electronic cigarettes, etc.) as Hazardous Trash.
*Batteries can be disposed at a Small Home Appliance Recycling collection box.

- As a general rule, rechargeable batteries (in home appliances) should be removed from the device before disposing.
- Batteries may also be disposed of at a recycling box at a store.
- Batteries from automobiles and motorcycles cannot be disposed of.

Spray Cans / Lighters / Portable Gas Burner Fuel Cans

To prevent accidents during collection and fires in buildings, make sure to use up all the fuel inside.

*Do not poke holes in spray cans and portable gas burner fuel cans! This is extremely dangerous.

Disposal Method

Dispose of items in designated baskets!



Please follow disposal rules, keep trash stations clean, and actively help neighborhood committee members and volunteers.