

Vaccination for COVID-19 (between 12 and 64 years old)

■ Vaccination centers

- Ota City vaccination centers booking for Group <Pfizer> vaccination starts from **9:00 AM on August 10 (Tuesday)**.
- Gunma prefectural vaccination centers
 - Ken Ou <Moderna> Vaccination Center (G-Messe Gunma, Takasaki City)
 - Tomo <Moderna> Vaccination Center (ex-Niragawa Nishi Shogakko, Ota City)

■ Distribution Period

Vaccination coupons are sent out to individuals who are between 12 and 64 years old and are registered on the city's Resident Record on July 6th, 2021.

- **For 50s and 60s:** around July 21st to 30th
- **For 40s and under:** around August 3rd to 14th

Important notice:

1. For individuals who have received vaccination tickets by going through the procedures shown below, the coupons newly sent to your address are invalid, so please disregard them.

Please accept our apologies for crossed notice of vaccination coupons.

- Priority vaccination for people with underlying medical conditions
 - Preceding distribution of vaccine coupons for those who wish to get vaccinated at group vaccination center
2. Coupons for children aged 12 years are sent in the month of their birthday.
 3. Prevacination screening questionnaires in foreign languages are on the website of the Ministry of Health, Labor and Welfare. Please access by the QR code on the right or URL below.
Please fill in your Japanese form by referring to the translations.






https://www.mhlw.go.jp/stf/seisakunitsuite/bunya/vaccine_tagengo.html

■ For those who applied for “preceding distribution of vaccine coupons for vaccination at group vaccination centers”

Coupons that you have already received can also be used at the municipal vaccination centers.

■ Municipal group vaccination

	Period	Location *Booking is unavailable at the venue, so please do not call the numbers below.
1	Aug. 18 th (Wed.) -	Shakai Kyoiku Sogo Center  〒373-0025 Ota-Shi Kumano-Cho 23-19 ☎ *0276-22-3442
	Sep. 28 th (Tue.)	Housen Gyosei Center  〒373-0043 Ota-Shi Nishinoya-Cho 38-2 ☎ *0276-32-2688
2	Sep. 29 th (Wed.) -	Yabuzukahonmachi Chuo Kominkan  〒379-2304 Ota-Shi Obara-Cho 505 ☎ *0277-78-5411
	Nov. 9 th (Tue.)	Ojima Shogai Gakushu Center  〒370-0411 Ota-Shi Kameoka-Cho 63-1 ☎ *0276-52-2341

※Vaccination period may be extended.

※Vaccination may be cancelled due to disasters, so please check the city's website, twitter or LINE for further information.

■ How to make an appointment (LINE or Phone)

Please have your coupons with you when booking.

- **LINE** (ID: @gunma_digital_gov)- Please see Gunma Vaccination Booking guide on the next page.
https://www.pref.gunma.jp/02/d50g_00080.html
- Please call the number below and follow the guidance (choose the date and location).
Call Center 0570-074-650 (Charged for calls)

■ COVID-19 vaccination for parents and children (for those who are in 3rd grade of junior high school or 3rd grade of high school)

We will implement vaccination for parents and children who wish to get vaccinated, so that children can prepare for their new career for higher education or job.

※Vaccination coupons for eligible students will be send in the beginning of August.

	Application deadline	First dose	Second dose
1	August 20 th (Fri.)	August 22 nd (Sun.)	September 12 th (Sun.)
2	August 27 th (Fri.)	August 29 th (Sun.)	September 19 th (Sun.)

- **Vaccination centers:** ①Shakai Kyoiku Sogo Center ②Housen Community “Gyosei” Center
- **Eligible persons:** 3rd grade junior high school students and 3rd grade high school students, and their parents living in Ota City

※Only one parent can get vaccinated per child.

※Parent cannot get vaccinated without their children. For more details, please check the link on the QR code or city website.

- **Capacity(in order of arrival):**
①=840 sets of parents and children ②=560 sets of parents and children

- **Vaccination fee:** Free

- **What to bring:** Vaccination Coupon, Prevaccination screening questionnaire, I.D. (e.g. Driver’s license card, Health insurance card, Resident “Zairyu” card), Medicine book “Okusuri Techo”

- **How to apply:**

For children: Make an appointment through LINE account “Gunma Digital Madoguchi (ID:

@gunma_digital_gov)” or make a phone call (0570-074-650). Application period is from August 10th (Tue.) until each deadline shown as above.

※Vaccination coupons are necessary to make an appointment.

※If children are under 16, signature of their parents must be written on their prevaccination screening questionnaire.

For parents: No need to apply. Please go directly to one of the vaccination center on the vaccination day.



Ota City Hall, Health Promotion Division “Kenko Zukuri-Ka”

Email: 020700@mx.city.ota.gunma.jp

TEL: 0276-46-5115 FAX: 0276-46-5293



Reservation by Smartphone (LINE)

英語

< Only Japanese will be displayed on the screen. >

※When making a reservation, please note that you must agree to the terms of use and precautions of the reservation system in advance.

Step 1

LINE registration

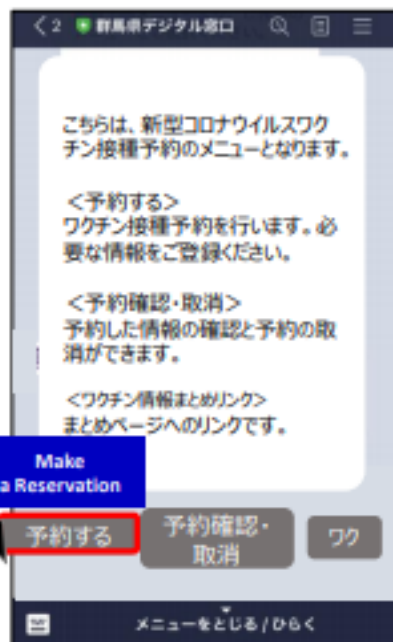
from QR code



↑ Scan the QR code above and register yourself on the Gunma Digital Contact. (群馬県デジタル窓口)

Step 3

Register your reservation information



Please register the number of inoculation, your address, date of birth, the number of your coupon ticket, the vaccination venue, and the date of vaccination from this "予約する" icon.

※The image and message are different from the actual image.

Please ready your coupon ticket.

Step 2

Click "ワクチン接種予約" (Reservation for vaccination)



Step 4

Confirmation or cancellation of your reservation



You can confirm or cancel your reservation by tapping this button "予約確認・取消". If you want to change your reservation, please cancel your reservation first, and then register your updated reservation again.

Be sure to check that there is no mistakes. After checking, please tap 「予約」 button for completion of your reservation.

- Reservation by smartphone (LINE) can be only made using the smartphone LINE app. Please use the latest version of the OS and application for use.
- When you cancel or change your reservation with your smartphone, please use the buttons at the bottom of the talk-room.